
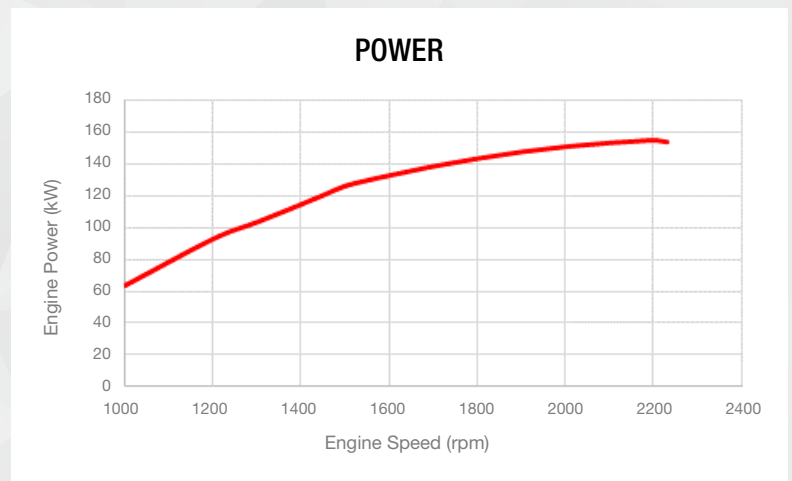
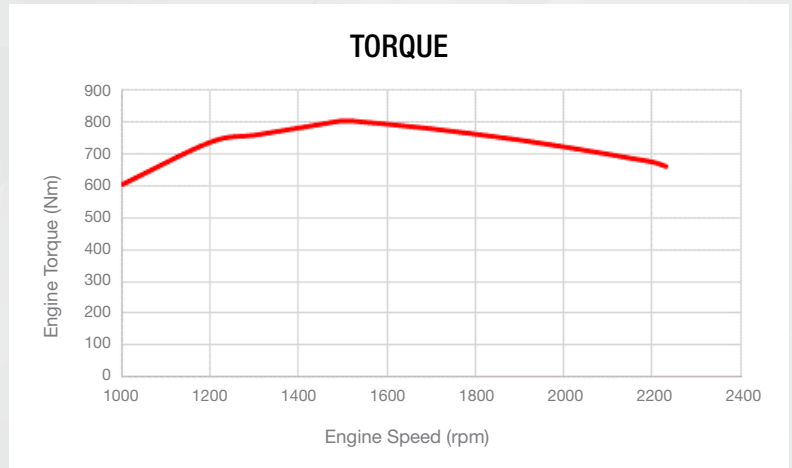




# 4TN107FTT-1SYA2 4TN107FTT-1SYA2-PIH



<b>GROSS POWER hp (kW)</b>	208 (155)
<b>FUEL CONSUMPTION GAL/H (L/H)</b>	10.51 (39.8)
<b>REGULATION</b>	Final Tier 4
<b>CYLINDERS</b>	4
<b>BORE X STROKE (mm)</b>	107 x 127
<b>DISPLACEMENT L (ci)</b>	4.57 (279)
<b>RATED SPEED rpm</b>	2200
<b>COMBUSTION TYPE</b>	Direct Injection
<b>ASPIRATION</b>	2-Stage Turbo & Intercooled
<b>GOVERNOR TYPE</b>	Electronic
<b>LUBRICATION SYSTEM</b>	20L Capacity Oil Pan
<b>ELECTRICAL SYSTEM</b>	12V-150A
<b>FUEL SYSTEM</b>	Common Rail Fuel Injection
<b>COOLING SYSTEM</b>	Water Pump Belt Driven
<b>POWER TAKE OFF</b>	FWH: SAE 3 Full FW: SAE 11.5
<b>LENGTH w/fan in (mm)</b>	54.2 (1376.7)
<b>WIDTH in (mm)</b>	42.6 (1080.8)
<b>HEIGHT in (mm)</b>	60.2 (1529.2)
<b>WEIGHT (DRY) lbs (kg)</b>	1810 (821)



**PURE. RELIABLE. POWER.**



**STANDARD**

- Air Cleaner Kit: KAC27
- Engine Feet Kit: KF8
- Exhaust Pipe Kit: KM17  
(Turbo to SCR Pipe)
- Fan Guard Kit: KG3
- Radiator Kit: KR20
- Radiator Mounting Kit: KRM17
- DEF Kit: KDEF2 (10 Gallon)
- ECU Harness Kit: KPH21
- DCU Harness Kit: KPH22

**OPTIONAL KITS Available Separately**

- Monochrome Panel: KP8, KP8E, KP8N, KP8-AS, KP8E-AS
- Color Panel: KP9, KP9N, KP9E, KP9-S
- Harness Kit: KPH10 (5FT EXT)
- Harness Kit: KPH11 (10FT EXT)
- SAR-Adaptor Harness Kit: KPH12
- DEF Kits: KDEF3 (5 Gallon), KDEF4 (3 Gallon)

**SEMI AND FULL ENCLOSURE OPTIONS AVAILABLE**

