
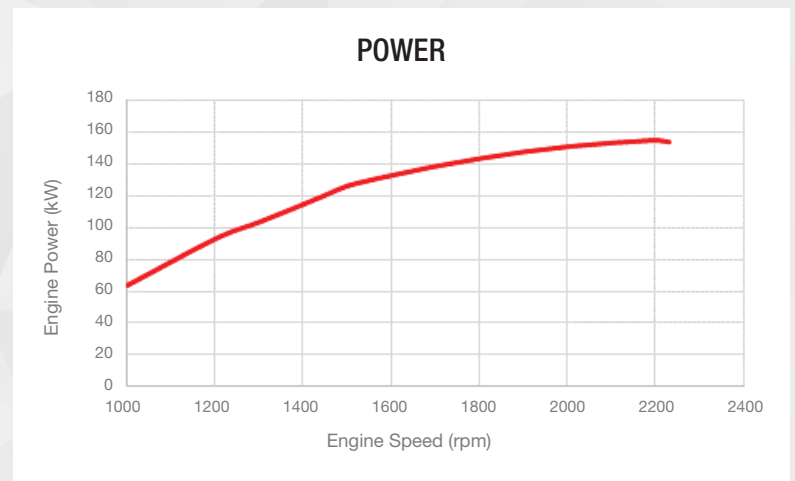
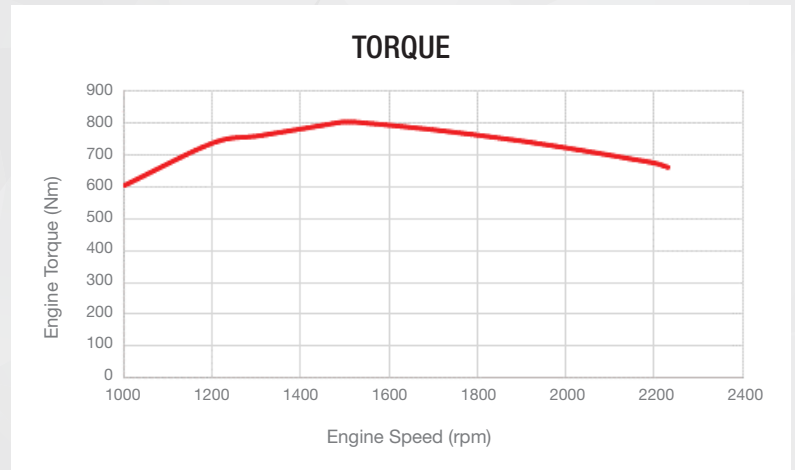




4TN107FTT-1SYA2 4TN107FTT-1SYA2-PIH



GROSS POWER hp (kW)	208 (155)
FUEL CONSUMPTION GAL/H (L/H)	10.51 (39.8)
REGULATION	Final Tier 4
CYLINDERS	4
BORE X STROKE (mm)	107 x 127
DISPLACEMENT L (ci)	4.57 (279)
RATED SPEED rpm	2200
COMBUSTION TYPE	Direct Injection
ASPIRATION	2-Stage Turbo & Intercooled
GOVERNOR TYPE	Electronic
LUBRICATION SYSTEM	20L Capacity Oil Pan
ELECTRICAL SYSTEM	12V-150A
FUEL SYSTEM	Common Rail Fuel Injection
COOLING SYSTEM	Water Pump Belt Driven
AUX DRIVE	SAE B 2B13T
POWER TAKE OFF	FWH: SAE 3 Full FW: SAE 11.5
LENGTH w/fan in (mm)	54.2 (1376.7)
WIDTH in (mm)	42.6 (1080.8)
HEIGHT in (mm)	60.2 (1529.2)
WEIGHT (DRY) lbs (kg)	1810 (821)



PURE. RELIABLE. POWER.



STANDARD

Air Cleaner Kit: KAC27	Radiator Kit: KR20
Engine Feet Kit: KF8	Radiator Mounting Kit: KRM17
Exhaust Pipe Kit: KM17 (Turbo to SCR Pipe)	DEF Kit: KDEF2 (10 Gallon)
Fan Guard Kit: KG3	ECU Harness Kit: KPH21
	DCU Harness Kit: KPH22

OPTIONAL KITS Available Separately

Monochrome Panel: KP8, KP8E, KP8N, KP8-AS, KP8E-AS
 Color Panel: KP9, KP9N, KP9E, KP9-S
 Harness Kit: KPH10 (5FT EXT)
 Harness Kit: KPH11 (10FT EXT)
 SAR-Adaptor Harness Kit: KPH12
 DEF Kits: KDEF3 (5 Gallon), KDEF4 (3 Gallon)

SEMI AND FULL ENCLOSURE OPTIONS AVAILABLE

